Better Music Builder®.com

HOOK-UP DIAGRAM

Premium Banana Plug

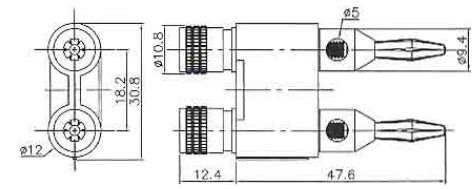

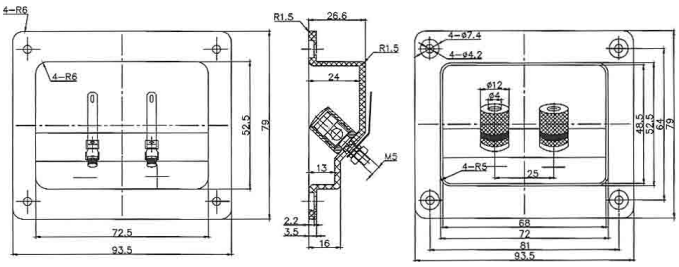

Speaker Connection Terminal

Connecting with DOBULE BANANA PLUG

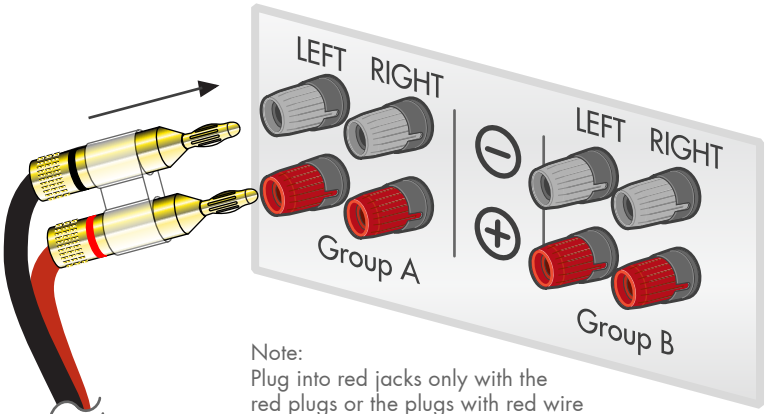

Note:
Plug into red jacks only with the red plugs or the plugs with red wire or the wire with the postive sign.

Connecting with BARE WIRES

Steps
1. Untighten the cap.
2. Hook the wire with the nob in the same color.
3. Tighten the cap.

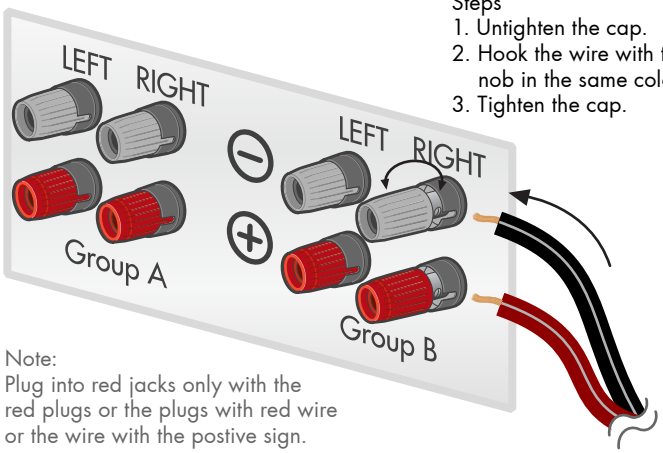

Note:
Plug into red jacks only with the red plugs or the plugs with red wire or the wire with the postive sign.

Connecting with BANANA PLUG

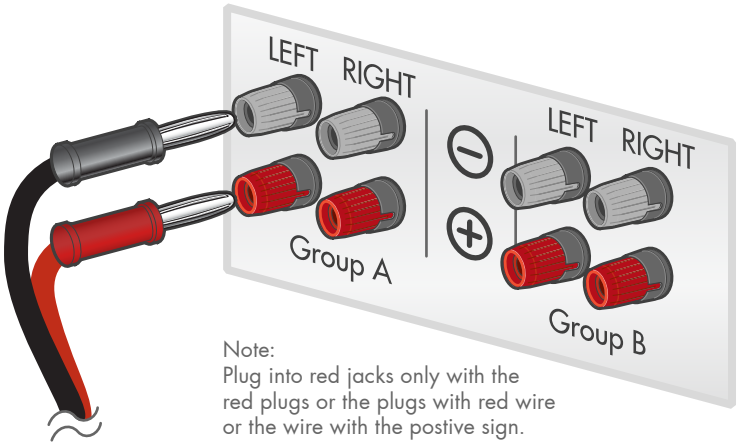

Note:
Plug into red jacks only with the red plugs or the plugs with red wire or the wire with the postive sign.

Connecting with SPADE PLUG

Steps
1. Untighten the cap.
2. Hook the wire with the nob in the same color.
3. Tighten the cap.

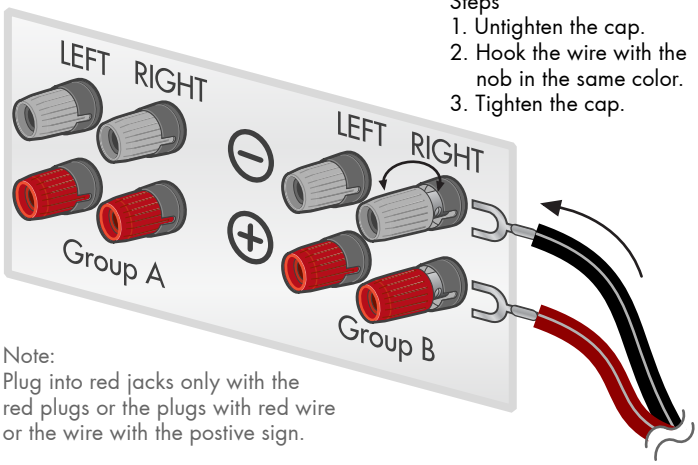

Note:
Plug into red jacks only with the red plugs or the plugs with red wire or the wire with the postive sign.

*Note: The back panel may be placed different on actual machines; Please turn off the power and unplug the equipment before changingthe wiring configuration; Miss-connecting may damage equipments.

Copyright © 2013 Better Music Builder All Rights Reserved, Legal Trade Mark. The United States.