



Ki112/Ki112WH

12 Inch 3-Way Full Range
Loudspeaker System

Professional Series

Key Features:

- ▶ 12" woofer with 2.5" four-layer voice coil can provide higher power handling
- ▶ Linear suspension and vented pole piece design for woofer can effectively reduce the distortion and power compression
- ▶ Two 3" cone mid-range drivers and two 3" cone tweeters for better vocal reproduction
- ▶ Precision engineered crossover can divide accurately and optimize three band frequency response
- ▶ The enclosure is constructed of MDF (Medium Density Fiberboard) with vinyl laminated finish
- ▶ Built-in protection circuit engineered specifically to protect the tweeter without interrupting the overall performance
- ▶ Two colors for multiple applications: Black (Ki112) and White (Ki112WH)



Applications:

The Ki112 is a 3-way full-range speaker designed specifically for KTV market needs. The Ki112 utilizes a 10" woofer, two 3" cone mid-range drivers, and two 3" cone tweeters.

The 12" woofer features a non-pressed long fiber pulp cone with a foam surround providing necessary stiffness for long-lasting reliability, and the capacity to withstand the tremendous accelerating force generated by the magnetic energy of the motor structure. Two 3" cone mid-range drivers matched with two 3" cone tweeters enhances the performance in the mid-range and high-frequency range and provides perfect fidelity to meet KTV audio system needs.

The Ki120 is designed to handle 250 watts of continuous power. The enclosure is constructed of MDF with vinyl laminated finish and fitted with nickel plated binding post for reliable connectivity. Two high-strength M10 attachment points guarantee the stability of suspension.

The integrated grille, with elaborate design, adds a distinctive element to the overall elegant appearance of the loudspeaker in addition to protecting the components from damage.

Specifications:

System:

System Type:	12", 3-way, bass-reflex
Frequency Range (-10 dB) ¹ :	45 Hz - 18 kHz
Frequency Response (±3 dB) ¹ :	60 Hz - 16 kHz
Sensitivity (1w/1m) ¹ :	90 dB
Nominal Impedance:	8 ohms
Maximum SPL:	114 dB (120 dB peak)
Power Rating ² : (Continuous/Program/Peak)	250 W/500 W/1000 W
Recommended amplifier power:	300 W~400 W/8 Ohms
Coverage Pattern:	150° x 100° (H x V)

Physical:

Dimensions (H x W x D):	350 mm x 586 mm x 368 mm 13.8 in x 23.1 in x 14.5 in
Net Weight:	17.8 kg (39.2 lbs)
LF Driver:	1 x 12" WF
MF Driver:	2 x 3" paper cone squawker
HF Driver:	2 x 3" paper cone tweeter
Input Connectors:	Binding post
Enclosure Construction:	Vinyl covered 15 mm MDF
Color:	Black (Ki112) / White (Ki112WH)

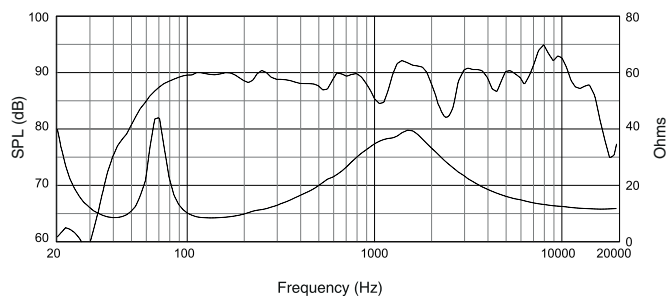
¹ Full space (4π) conditions

² IEC pink noise with 6 dB crest factor, in frequency range for 100 hours

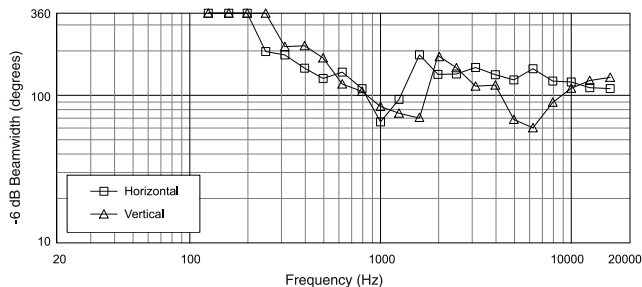
JBL continually engages in research related to product improvement. Some materials, production methods and design refinements are introduced into existing products without notice as a routine expression of that philosophy. For this reason, any current JBL product may differ in some respect from its published description, but will always equal or exceed the original design specifications unless otherwise stated.

► Ki112/Ki112WH 12 Inch 3-Way Full Range Loudspeaker System

Frequency Response and Impedance

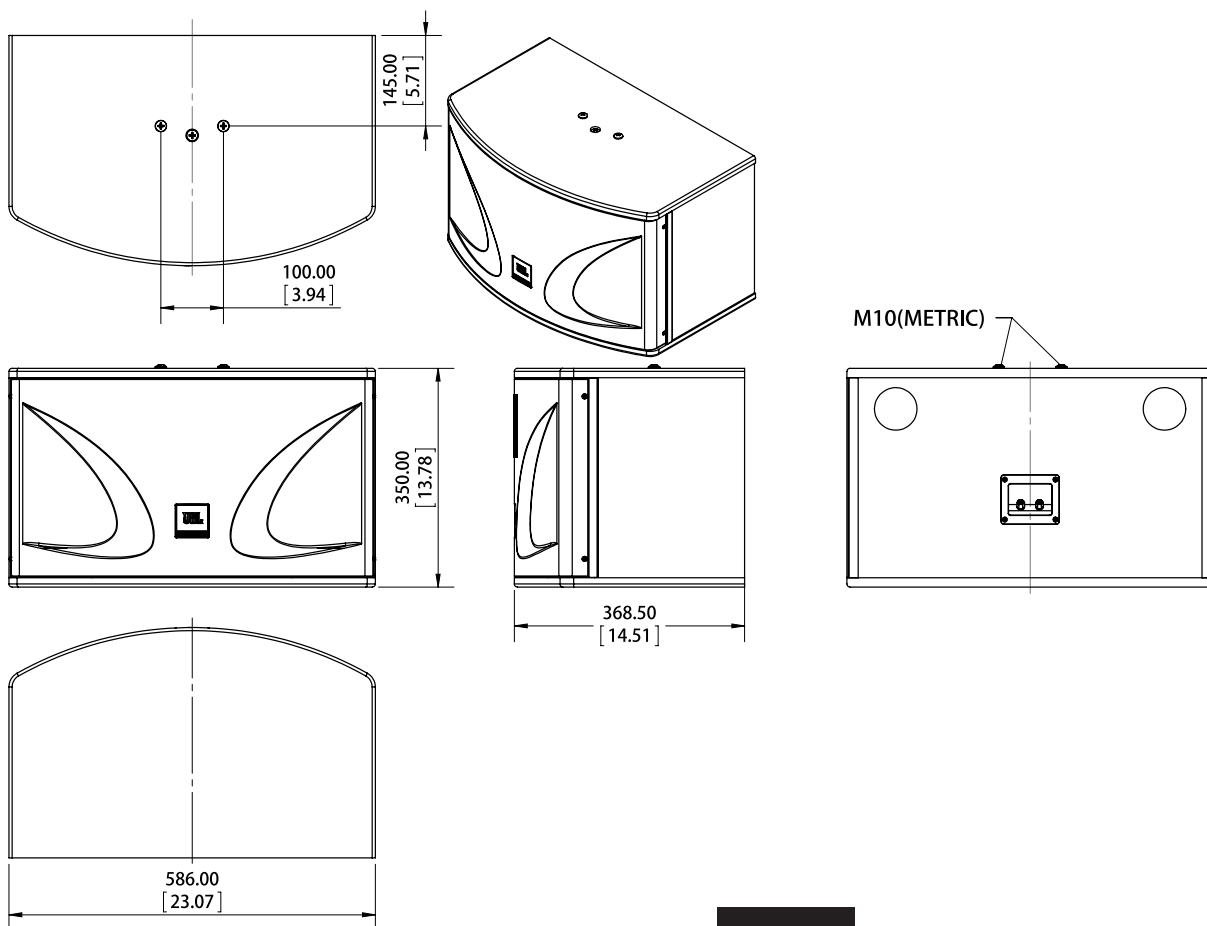


Beamwidth



Dimensions

Dimensions in mm (inch)



JBL Professional
8500 Balboa Boulevard, P.O. Box 2200
Northridge, California 91329 U.S.A.

© Copyright 2014 JBL Professional
www.jblpro.com

Ki112
Ki112WH
SZ
08/14